

WPForms Blog

WordPress Tutorials, Tips, and Resources to Help Grow Your Business



Does WordPress Use AI?



TUTORIAL

Does WordPress Use AI?

Updated: Nov 13, 2024, 13:16 PM | Reader Disclosure



By **Molly Tyler**
Content Team Lead



REVIEWED By **Editorial Team**
Editor



If you're looking for ways to make it easier to manage your website, you'll likely be thinking about ways to integrate AI in WordPress.

By default, WordPress does not have AI features. But you can [integrate WPForms with AI](#) easily, and many other plugins and themes can tap into various AI tools and APIs. There are solutions for almost every aspect of site creation and management, from page builders to SEO to security.

I'll share some of the ways you can use AI with WordPress to build and optimize your WordPress website.

In This Article

- [Build Your Site With an AI-Powered Page Builder](#)
- [Boost Your SEO With AI-Generated Suggestions](#)
- [Generate Code Snippets With WPCode AI](#)
- [Automate Workflows With OpenAI](#)
- [Enhance Your Customer Service With an AI Chatbot](#)
- [Monitor Your Site Using AI Malware Scanning](#)
- [FAQ — More Questions About AI in WordPress](#)

How to Use AI With WordPress

There are no native AI features built in to the WordPress platform, so if you want to enhance your site with the help of artificial intelligence, you'll need to find a plugin or theme that includes AI integration.

Fortunately, there are many AI tools for WordPress available already. Below, I've shared some of most popular ways to use AI with WordPress, along with some plugins you can use for each.

Build Your Site With an AI-Powered Page Builder

Page builders have been popular tools for creating WordPress sites for a long time. Now, they're streamlining the site-building process even more with AI-powered features.

For instance, [SeedProd](#) can now generate images and text for your site to speed up content creation.

Don't Spend Hours Coding the Perfect Form

Build Beautiful & Powerful Forms in Minutes with WPForms

[Get WPForms Now](#)



Popular Resources

Build Smarter Forms Faster:
Conditional Logic for the Layout Field

WPForms Lite vs Pro: Which Version Is Right for You?

Revolutionize Your Forms With Repeatable Fields

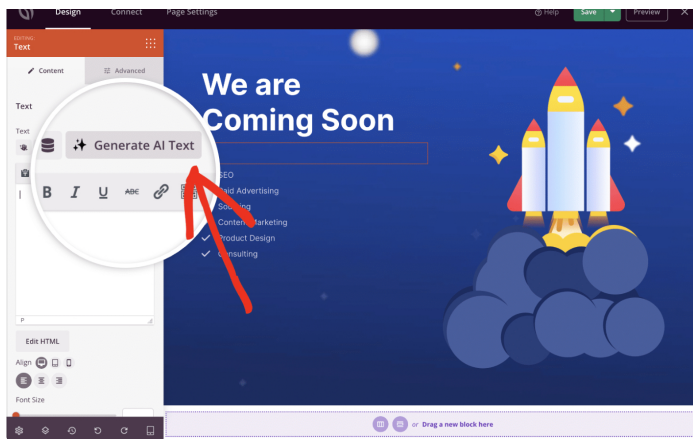
WordPress Invoicing: 2 Ways to Bill Smarter, Not Harder

How to Create a Restaurant Online Order Form With WordPress

How to Create an Email Newsletter in WordPress (2025)

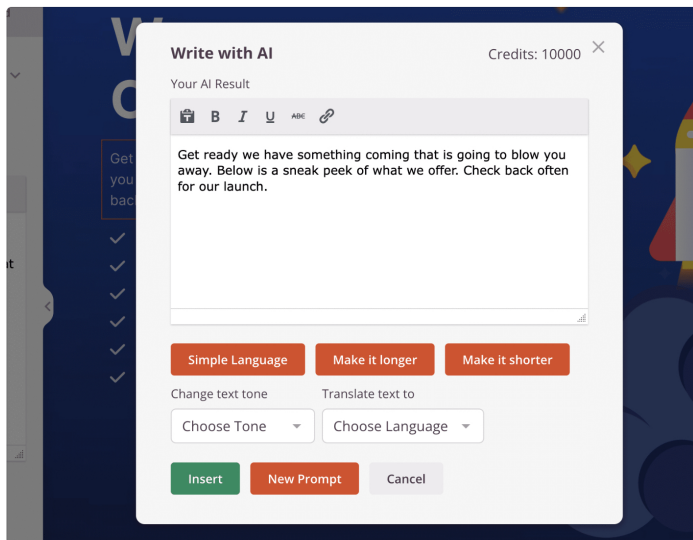
< ● ● ● ● ● >

Get free tips and resources right in your inbox, along with 60,000+ others

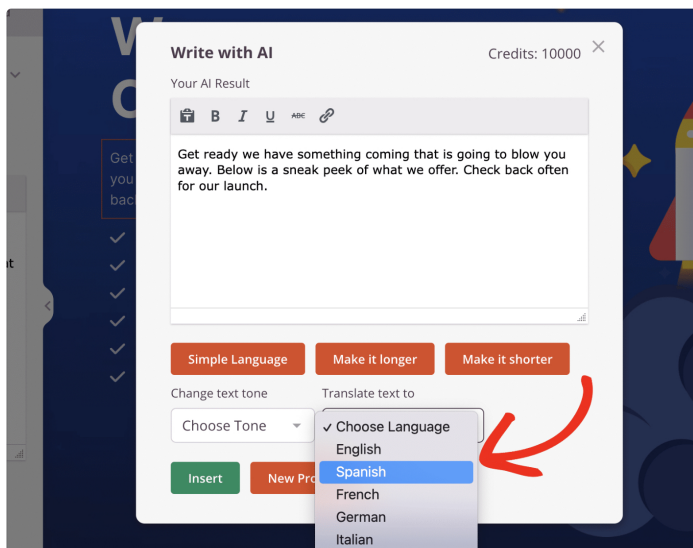


This essentially turns your WordPress theme into an AI content generator! It's perfect for all kinds of copywriting, including landing pages and eCommerce product descriptions.

It can even improve your existing text by making content recommendations to improve readability or adjust the tone of your writing to match your target audience.




For new content, SeedProd can provide headline suggestions for inspiration. And if you want to be able to reach global audiences, it can translate your web pages into other languages. The AI editor is super user-friendly and easy to pick up.



So, in addition to its super easy-to-use templates and [drag-and-drop page builder](#), SeedProd can now populate your posts and pages with high-quality AI-generated content to get your site off the ground in no time.

Other page builders with AI functionality include [Divi AI](#) and [Elementor](#).

Boost Your SEO With AI-Generated Suggestions

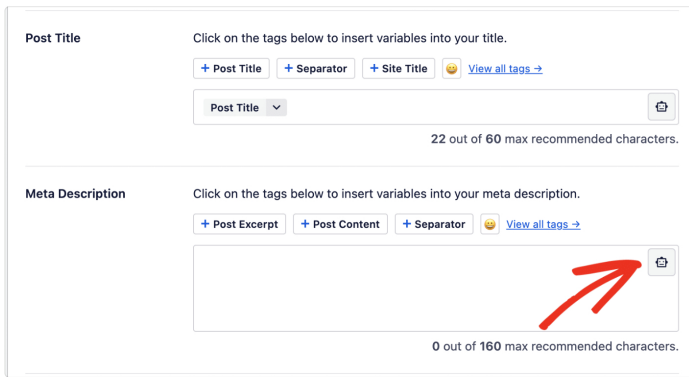


The Best WordPress Drag & Drop Form Builder Plugin

Enter the URL of your WordPress website to install

[Get WPForms Lite Now \(Free\)](#)

SEO plugins are another area where AI is taking off. [All In One SEO \(AIOSEO\)](#) has a ChatGPT integration to help users create SEO titles and meta descriptions with the click of button.



Post Title Click on the tags below to insert variables into your title.

+ Post Title + Separator + Site Title 🗨️ [View all tags →](#)

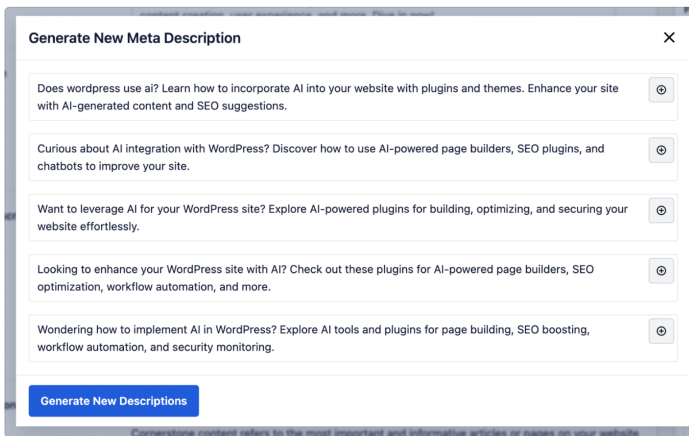
Post Title ▼ 22 out of 60 max recommended characters.

Meta Description Click on the tags below to insert variables into your meta description.

+ Post Excerpt + Post Content + Separator 🗨️ [View all tags →](#)

0 out of 160 max recommended characters.

AIOSEO will provide several options for you to choose from, and you can ask it to regenerate the list if you don't see any that are to your liking right away.



Generate New Meta Description ✕

Does wordpress use ai? Learn how to incorporate AI into your website with plugins and themes. Enhance your site with AI-generated content and SEO suggestions.

Curious about AI integration with WordPress? Discover how to use AI-powered page builders, SEO plugins, and chatbots to improve your site.

Want to leverage AI for your WordPress site? Explore AI-powered plugins for building, optimizing, and securing your website effortlessly.

Looking to enhance your WordPress site with AI? Check out these plugins for AI-powered page builders, SEO optimization, workflow automation, and more.

Wondering how to implement AI in WordPress? Explore AI tools and plugins for page building, SEO boosting, workflow automation, and security monitoring.

[Generate New Descriptions](#)

Cornerstone content refers to the most important and informative articles or pages on your website.

The titles and descriptions are already optimized for search using the latest SEO trends, so you can feel assured that your content is set up for success. Plus, AIOSEO has many other features to [improve your site's SERP visibility](#), like internal linking suggestions and smart sitemap generation.

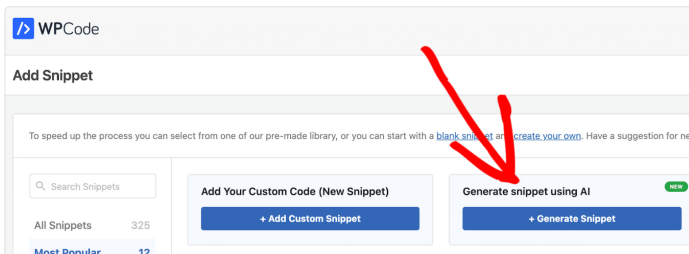
Generate Code Snippets With WPCode AI

Whether you write your own code or use something from the massive Code Snippet Library, [WPCode](#) is great for adding custom code to your site, creating exactly the experience you want.

But what if you need it to be even easier?

You need WPCode AI.

Available to users with Pro plans and above, WPCode AI lets you add new features to your site without needing any coding knowledge.



WPCode

Add Snippet

To speed up the process you can select from one of our pre-made library, or you can start with a [blank snippet](#) or [create your own](#). Have a suggestion for new

Search Snippets

All Snippets 325

Most Popular 12

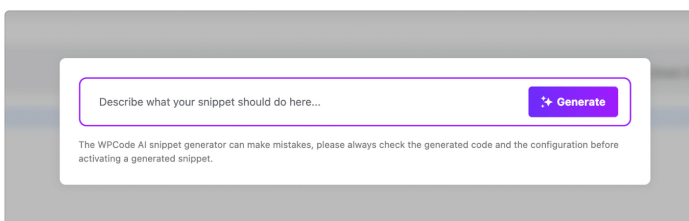
Add Your Custom Code (New Snippet)

+ Add Custom Snippet

Generate snippet using AI NEW

+ Generate Snippet

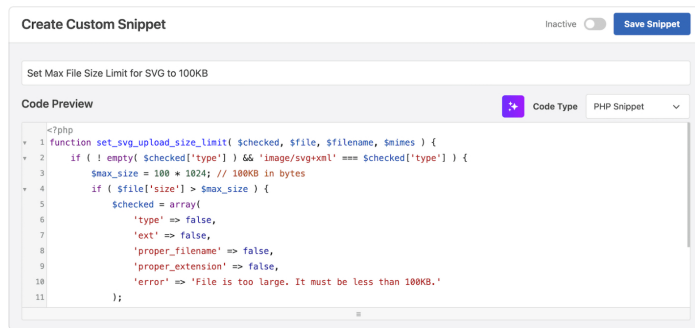
After you select the **Generate snippet using AI** option, you're prompted to describe what you want the code to do. Just like with any AI tools, it's a good idea to be specific here. The better and clearer your information is, the better your generated code will be.



Describe what your snippet should do here... [Generate](#)

The WPCode AI snippet generator can make mistakes, please always check the generated code and the configuration before activating a generated snippet.

Once you've entered all the details about what you want your snippet to do, you can generate it. You can watch WPCode write the snippets for you right before your very eyes!




If you decide that the code isn't quite what you wanted, you can click the purple button next to **Code Type** to refine it.

Once everything looks good, you can use auto-insert location and conditional logic to make snippet management a breeze.

Automate Workflows With OpenAI

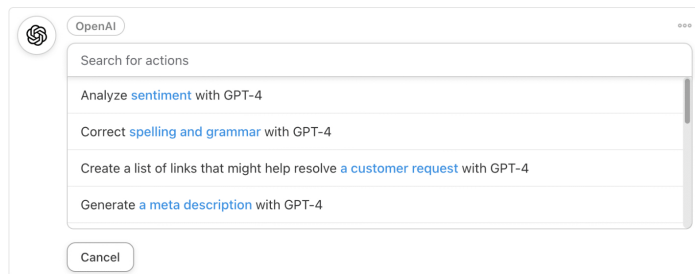
[Uncanny Automator](#) is a super helpful plugin for automating connections between WordPress and 3rd party apps or other plugins. It now offers an OpenAI integration that you can use to generate content for your WordPress site.

Here's an example of how my team [integrated WPForms with OpenAI](#):

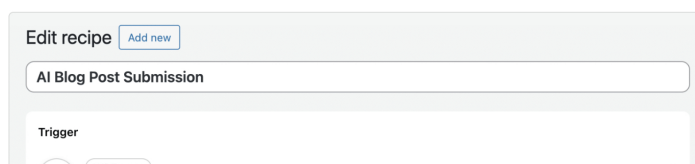


There are several actions available for your WPForms OpenAI integration:

- > Text generation from a form entry
- > [Image generation](#) from a form entry
- > Social media excerpt creation
- > Proofreading for spelling and grammar mistakes
- > Translating content.



You can even use Uncanny Automator and OpenAI for content generation to let users [create blog posts from the frontend](#) of your site by submitting a form.



A user submits **a form** 1 time(s) Draft

Actions

- Use **OpenAI** to generate text Draft
- Create **WordPress** **Type: Post** Draft

☐ Redirect when all triggers are completed

Uncanny Automator integrates directly with WPForms, so you can easily pair our form builder with the OpenAI integration to accept AI-written posts on your site.

Create Your WordPress Form Now

Enhance Your Customer Service With an AI Chatbot

Chatbots have been around for quite some time now, making them one of the most common uses of machine learning on WordPress sites.

There are lots of chatbot plugins out there, but one of our favorites is Tidio.

TIDIO Product Pricing Resources Partners Get started free Get a demo

LIVE CHAT AND AUTOMATION FOR WORDPRESS

Customer service tool for WordPress

- Engage visitors on live chat
- Automate sales with Flows
- Grow your business with one tool

Get started free Get a demo

Tidio uses AI to answer customer questions by pulling information from your site's FAQ page. You can also use it for live chat and have AI refine your responses before you send them to customers.

Sullie's Flowers

Name *

First Last

Email *

Phone *

(201) 555-0123

Address *

Hi there We reply immediately

Hi there 🐾 If you need any assistance, I'm always here.

Enter your message...

POWERED BY TIDIO

Automating customer support lets you help more users, faster, which makes for a better overall user experience on your site. AI fits seamlessly into this area, making it one of the best ways to use AI for your small business.

Monitor Your Site Using AI Malware Scanning

Preventing malware is vital to your site's security. While there are lots of WordPress security plugins out there, Quttera Web Malware Scanner is the one to use if you want AI-enhanced malware scanning for your WordPress site.

WordPress Scanner

Quttera WordPress Web Malware Scanner

Protect your website/blog, your visitors and your online reputation with a free Quttera WordPress Web Malware Scanner plugin

The Quttera WordPress Malware Scanner plugin scans your website/blog for malware, trojans, backdoors, worms, viruses, and other threats as well as JavaScript code obfuscation, exploits, malicious iframes, malicious code injection, malicious code obfuscation, auto-generated malicious content, redirects, hidden eval code and more.

Also, it checks whether Google and other blacklisting authorities blacklist your website/blog. The plugin scans the content of your website/blog for web-based malware in its various formats. The data is investigated on our remote servers by the Quttera malicious content detection engine. No files will be changed on your website/blog.


[INSTALL NOW](#) [MY SITE HACKED](#)

This plugin's patented AI scanner assesses your site for many different types of malicious code, including viruses, trojans, backdoors, worms, and more.

WordPress Scanner
Quttera WordPress Web Malware Scanner

Plugin version 3.5.0.18

[Scan Summary](#) [Scan Report](#) [Scan Log](#) [FAQ](#) [Upgrade](#) [Learn more](#)



Scan type:	Normal
Scan Start Time:	Fri Apr 26 2024 16:14:05 GMT-0500 (Central Daylight Time)
Total Scanned:	2434
Clean Files:	2434
Potentially Suspicious Files:	0
Suspicious Files:	0
Malicious Files:	0

[Stop Scan](#)

While it can't remove that code for you, it does provide an early detection system so that you can fix security problems fast.

FAQ — More Questions About AI in WordPress

We get so many questions about WordPress AI. Here are some of the most popular ones:

- [Does WPForms use AI?](#)
- [Can AI write my blog?](#)
- [Is it better to use an AI website builder or WordPress?](#)

Next, Check Out These AI-Powered Plugins for WordPress

AI is making waves in the world of WordPress and beyond. Becoming an early adopter is the best way to keep up with trends so your business doesn't fall behind.

Want to learn about even more WordPress AI plugins you can use? Check out our list of the [top AI WordPress plugins](#) for additional recommendations.

[Create Your WordPress Form Now](#)

Ready to build your form? Get started today with the easiest WordPress form builder plugin. [WPForms Pro](#) includes lots of free templates and offers a 14-day money-back guarantee.


If this article helped you out, please follow us on [Facebook](#) and [Twitter](#) for more free WordPress tutorials and guides.

Disclosure: Our content is reader-supported. This means if you click on some of our links, then we may earn a commission. See how WPForms is funded, why it matters, and how you can support us.



Molly Tyler

Molly is a Content Team Lead at WPForms. She's been writing about WordPress since 2018. [Learn More](#)



The Best WordPress Drag and Drop Form Builder Plugin

Easy, Fast, and Secure. Join over 6 million website owners who trust WPForms.

Enter the URL of your WordPress website to install

Get WPForms Lite Now (Free)

Standard Fields

Single Line Text

Paragraph Text

Dropdown

Paragraph Text

Checkboxes

Numbers

Name

Email

Number Slider

reCAPTCHA

Fancy Fields

Payment Fields

Website Contact Form

Enter Email

Email

Upload

Choose File

Popular on WPForms Right Now!



Best Social Media Plugins for WordPress

PRO TIP



15+ Best Social Media Plugins for WordPress in 2025

Want to up your social media game? Connecting your WordPress site to your social media accounts can...



TUTORIAL

How to Get WordPress Form Notifications Using the WP Mail SMTP Plugin



[SOLVED] How to Fix WordPress Not Sending Email in 2025

Are you not receiving email notifications from your WordPress contact forms? Unfortunately, the...

Add a Comment

We're glad you have chosen to leave a comment. Please keep in mind that all comments are moderated according to our [privacy policy](#), and all links are nofollow. Do NOT use keywords in the name field. Let's have a personal and meaningful conversation.

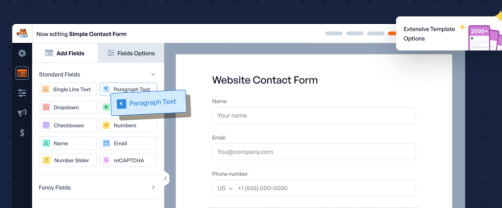
☐ Save my name, email, and website in this browser for the next time I comment.

This form is protected by Cloudflare Turnstile and the Cloudflare [Privacy Policy](#) and [Terms of Service](#) apply.

Add Your Comment

Start Building Smarter WordPress Forms

Create and publish forms in minutes...
What are you waiting for?



Get WPForms Now →



Talk to an expert

Easily Create
Payment Forms

Progressive Profiling






How can we help?

Tell us a little about the project...

Services

Responsive Mobile
Friendly

Company

Careers
Testimonials
Contact
Press
Affiliates
Blog
FTC Disclosure
English  
  

Top Features

Online Form Builder
Conditional Logic
Conversational Forms
Form Landing Pages
Entry Management
Form Abandonment
Form Notifications
Form Templates
File Uploads
Calculation Forms
Geolocation Forms
Multi-Page Forms
Newsletter Forms
Payment Forms
Post Submissions
Signature Forms
Spam Protection
Surveys and Polls
User Registration
WPForms AI

Integrations

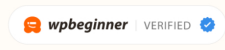
Drip Forms
HubSpot Forms
Mailchimp Forms
Brevo Forms
Salesforce Forms
Authorize.Net
PayPal Forms
Square Forms
Stripe Forms

Helpful Links

Support
Documentation
Plans & Pricing
WordPress Hosting
Start a Blog
Make a Website
WPBeginner
WordPress Forms for
Nonprofits

Copyright © 2016-2025 WPForms, LLC. WPForms is a trademark of WPForms, LLC.

[Terms of Service](#) [Privacy Policy](#) [Sitemap](#) [WPForms Coupon](#)



The WordPress® trademark is the intellectual property of the WordPress Foundation. Uses of the WordPress®, names in this website are for identification purposes only and do not imply an endorsement by WordPress Foundation. WPForms is not endorsed or owned by, or affiliated with, the WordPress Foundation.